



LIFT

A new generation of 3G/2G communicators for the LIFT market compliant with all the PSTN remote alarm systems.

## VoiceBox

Code 8D5780 8D5804 8D5810




- EN81-28 and EN81-70 compliant
- Connection with 2 wires only
- Lift Emergency LED
- Easy and quick installation
- Integrated microphone and speaker
- Available in 3 versions:
  - Top/Pit (with integrated SOS button)
  - CAR (for installation in the cabin)
  - Button only (passive for voice station management)
- Volume digital control
- Dialer remote powered
- Management of alarm position transmission (Top, Pit, Car)
- Optoinsulated external LEDs management (CAR version only)
- Voice stations management through VoiceBox
- Voice management between car and control panel
- Resistant plastic case

## Active Bidirectional Speakerphone Terminal

VoiceBOX is an innovative Audio Terminal for **LIFT Remote Alarm applications** extremely versatile, easy and quick to install. VoiceBOX allows to activate the Remote Alarm System and to establish bidirectional audio communications outwards or with the engine room. **It can be used both for new installations and for modernizations.**

The installation is very simple; just connect only 2 wires coming from 2G Lift Dialer (card or metal box version) from which VoiceBOX is powered.

Even the button management is performed through the 2 wires only and it doesn't require other connection (typical of other products on the market).



Speaker division cover


Special care has been placed in the manufacturing of VoiceBox to guarantee the best audio quality avoiding the audio feedback effect (Larsen).

Its **compact size** (19mm thickness, one of the thinner on the market) makes the installation easier behind the cabin panels. For this reason the speaker is physically separated from the microphone as shown in the image.

VoiceBOXes (except the passive version)

**integrate 2 LEDs indicators as required by EN81-28 regulation** to inform about the sent and registered alarm. In this way in any Top/Pit or Car point the emergency status is signalled. No additional cabling is necessary for the installation of control lights.

In **VoiceBOX CAR version** you can also connect the external control LEDs that use the graphical displays with pictograms. The interface to these LEDs is optoinsulated.



All brands, products and trademarks are property of their respective owners. The contents of this brochure may be modified without notice.

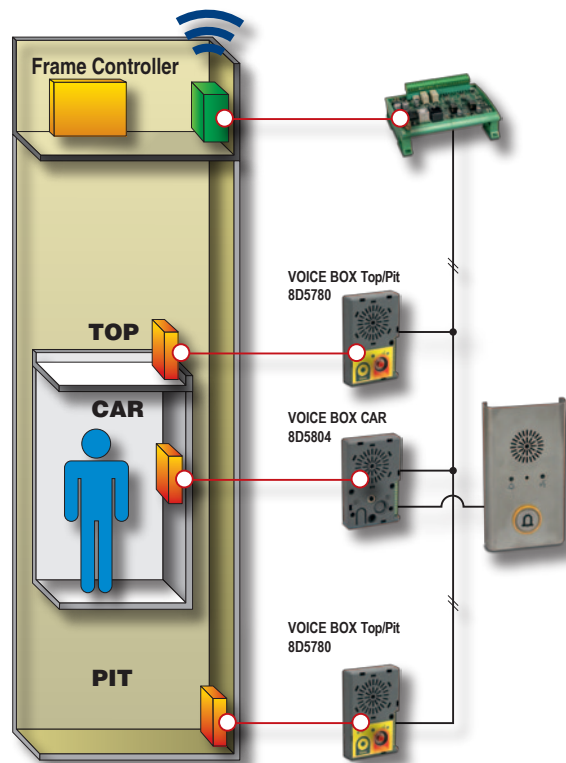
On **VoiceBOX Top/Pit** an alarm reset button is present to locally close the alarm after a technical intervention or for simulations and tests. VoiceBOX will communicate to the dialer that the present alarm has been closed.

Furthermore VoiceBOX is ready for an inductive loop.

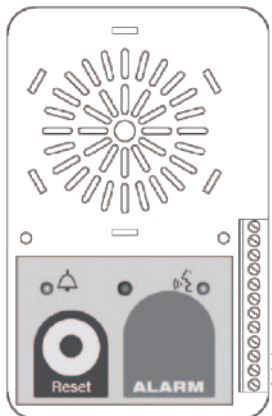
**VoiceBOX Button** only can be used in case you want to perform a **voice station management installing on the Top/Pit this passive version** and leaving the active one in the cabin.

### VoiceBOX with complete voice station management

This installation is performed with 1 dialer card and 3 active VoiceBOXes (2 Top/Pit version 8D5780 and 1 Car version 8D5804).



To select the VoiceBOX position as Top or Pit it is sufficient a simple jumper on the terminal board as shown in picture.

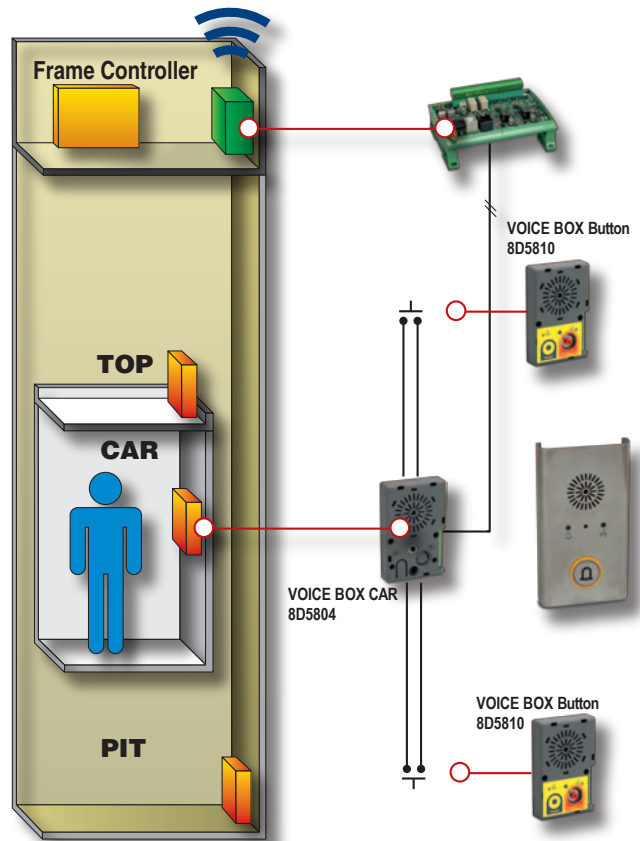


**Attention**  
In the system configuration only one VoiceBOX as CAR must be present

**Top/Pit Selection**  
(make a jumper)  
10-11 Top  
11-12 Pit

### VoiceBOX with basic voice station management

This installation is performed with 1 card dialer, 1 active VoiceBOX Car 8D5804 and 2 VoiceBOX Button only 8D5810.



Technical Features	VoiceBOX CAR 8D5804	VoiceBOX Top/Pit 8D5780	VoiceBOX Button only 8D5810
Active Terminal	•	•	
Integrated Microphone	•	•	
Integrated Speakerphone	•	•	
EN81-28 LED	•	•	
Ext. LED Management	•		
Integrated SOS button		•	•
External SOS button	•		
2 Wires power	•	•	
Reset Alarm button		•	
Top/Pit/Car ID	•	•	
Volume Control	•	•	
Passive device			•
Power supply	48VDC	48VDC	
Size	100 x 64 x 19	100 x 64 x 19	100 x 64 x 19
RoHs / CE	•	•	•

